



**SHENZHEN CORERAY TECHNOLOGY CO., LTD.**

Add: 5F, Building 10, Huangbeiling Jingxuan Industrial Park, Yousong Community, Longhua Street,  
Longhua District, Shenzhen, China, 518000

Tel: +86-755-21010817

Web: [www.core-ray.ltd](http://www.core-ray.ltd)

Mail: [info@core-ray.com](mailto:info@core-ray.com)

# Total Video Laryngoscope Solution

Coreray's Video Laryngoscope solution can be used to provoke patients' glottis and expose epiglottis, guide medical staff to accurately intubate airway for anesthesia or first aid, and also for oral inspection and treatment.

## Why use our Video Laryngoscope ?

Make air-way intubation more rapid, accurate, reduce damage, and can cope with difficult airway effectively.

01

02

More thorough, convenient for operation. Easy to record the case for sharing and teaching purpose.

Safer, reliable and suitable air-way management for neonate, difficult airway patient etc.

03

04

Allow doctors to better respond to emergency intubation patients and adapt to all rescue environment.

New generation product, multi-functional, convenient, durable, and good quality with affordable price.

05

## Coreray Products' Advantages

### Safety

1. Medical Grade Alloy with high flexure strength.
2. Upper connector design for more stable use.
3. Optional disposable version to avoid cross infection
4. Passing waterproof grade IPX7 testing



### Cost Effective

1. Rechargeable lithium battery
2. High-cost-performance blade
3. 3-in-1 system integration

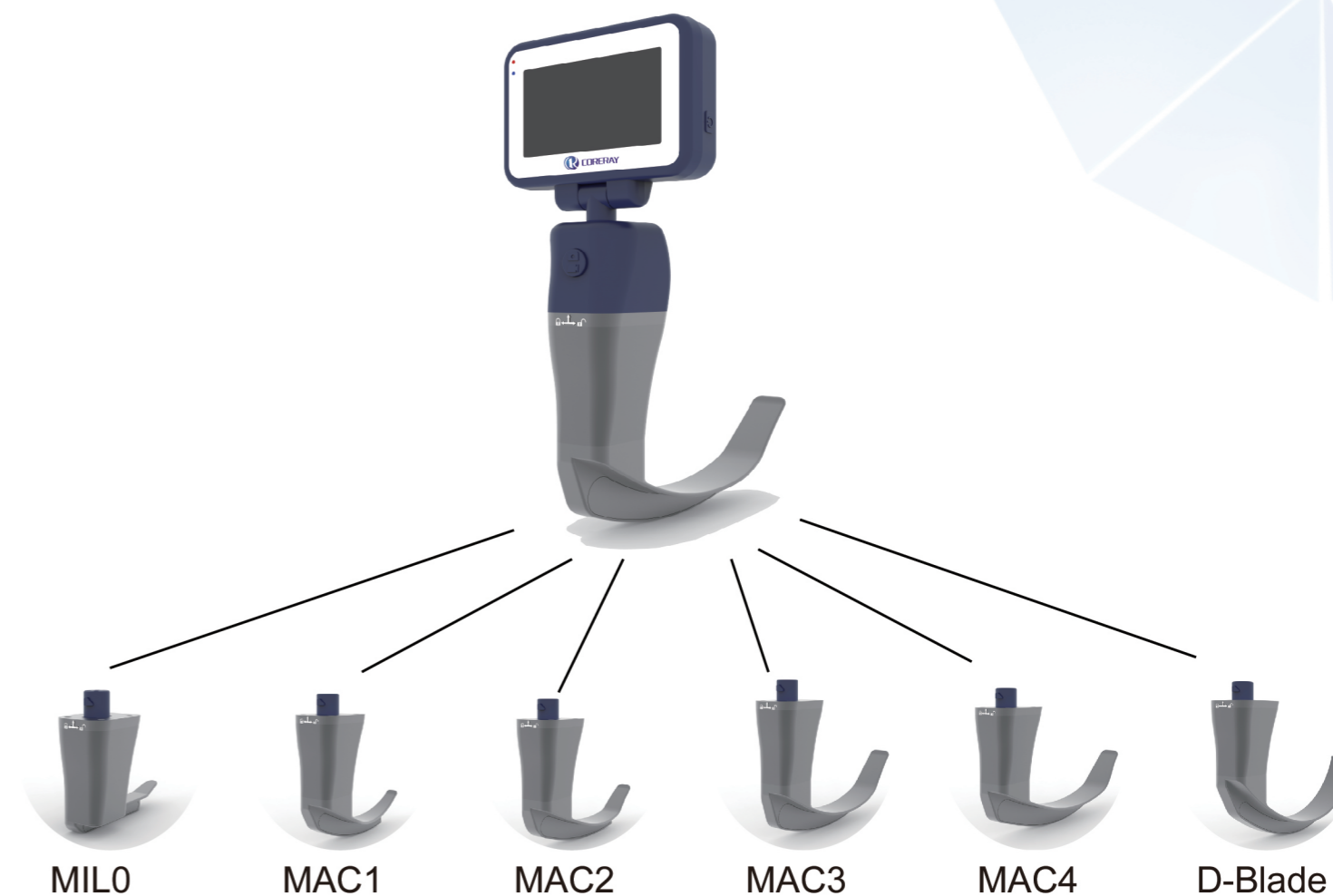
### Intelligent

1. Anti-fog lens with power on used
2. Omnidirectional rotation screen design for better sight
3. One button operation for image, recording and review
4. Automatic coverage of full record
5. Low battery alarm notice.

# Reusable Video Laryngoscope CR-31

## Product Parameter Table

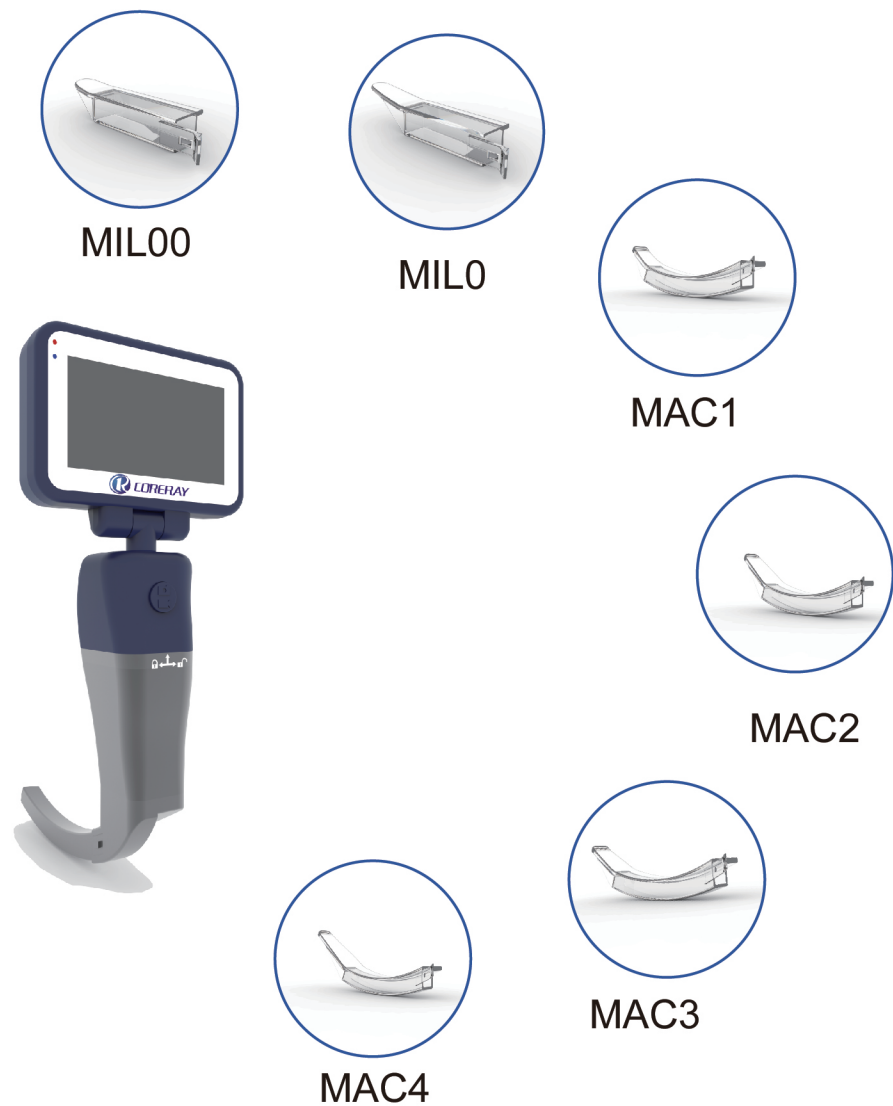
Technical parameters		
Parts	Description	Technical Index
Machine	Display	3" LCD Full View
	Resolution Ratio	1280*720 (RGB)
	Viewing Angle	≥60°
	Power	<2W
	Display front and back left & right rotation angle	0°~150°, 0°~270°
	Weight	225g
Camera	Illuminance	≥400 LUX
	Resolution Ratio	1280*720 px
Image / Video Function	Image / Video function	Yes
	Output:	USB output, automatic overage of full record Easy to storage and establish image/video
	Memory type	Micro SD card 16GB
Battery	Battery type	Rechargeable lithium battery
	Capacity	1500mAh
	Cycle life of battery	>500 times
	Battery working time	>200min
	Charging Time	<3(hrs)
	Charging Port	Micro USB
Power Adapter	Input	100-250V, 50 Hz.
	Output	5V1A



### Reusable Blade Parameter

Blade	MILO	MAC1	MAC2	MAC3	MAC4	D blade
Application	Neonate	Pediatric	Small Adult	Adult	Large Adult	Difficult airway
Intubation Inner Diameter	2.5-4.0mm	4.0-6.0mm	5.0-6.0mm	6.0-9.0mm	7.5-10.0mm	7.5-10.0mm
Length (cm)	8.2	10.45	12.11	14.25	16.08	13.27
Sterilize Method	2.0% Glutaral fully soak for 10 minutes Or 0.5%-0.6% Cidex OPA for more than 5 minutes					

## Disposable Video Laryngoscope CR-31D



### Disposable Blade Parameter

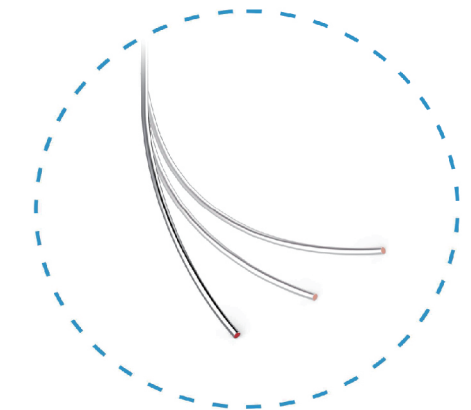
Blade	MIL00	MILO	MAC1	MAC2	MAC3	MAC4
Application	Premature	Neonate	Pediatric	Small Adult	Adult	Large Adult
Intubation Inner Diameter	2.0-3.0mm	2.5-4.0mm	4.0-6.0mm	5.0-6.0mm	6.0-9.0mm	7.5-10.0mm
Length (cm)	7.4	8.2	10.45	12.11	14.25	16.08
Sterilize Method (For Holder)	2.0% Glutaral fully soak for 10 minutes or 0.5%-0.6% Cidex OPA for more than 5 minutes					

## Video Lighted Intubation Stylet CR-VLS



- Malleable Stylet
- Total 6\*ring of LED lights
- Medical Grade Alloy
- Difficult Visualization

Easy & Affordable



The best choice for difficult and routine airways

Item Code	Type	O.D.Size	Tube Size
CR-VLS-P	Pediatric	3.9mm	4.0-6.0 mm
CR-VLS-A	Adult	5.5mm	6.0-10 mm
Sterilize Method	2.0% Glutaral fully soak for 10 minutes Or 0.5%-0.6% Cidex OPA for more than 5 minutes		