



New Corporate Headquarters opened in October 2006

## The Company

Founded in 1984, Park House Healthcare Ltd is recognised as one of the leading manufacturers of specialist pressure relieving and pressure reducing equipment in the U.K.

Park House Healthcare Ltd has an extensive product portfolio and the facility to customise products to suit customer needs whilst offering solutions in pressure care, moving and handling, postural and wound management.

Employing over 100 full time staff at our 60,000 sq. ft state of the art Corporate Headquarters in Birkenshaw, West Yorkshire, Park House Healthcare are proud to offer in-house manufacturing, a full product decontamination plant and distribution centres as part of our Customer Service.

24 hour care, 365 days a year dedicated internal personnel manage specific regions and divisions ensuring one on one personal customer service at all times. With distributors in over 25 countries, Park House Healthcare are a truly international company and we place important emphasis on providing high levels of customer care to ensure we exceed customer expectations at all times.

Additional support nationwide is available through our 12 service centres situated strategically around the country.

Park House Healthcare Ltd is a respected member of the British Healthcare Trade Association and has BS EN ISO 9001: 2000 and EN46002 accreditation which is the specific quality standard for Medical Devices. All products are CE marked in accordance with the European Directive 93/42/EEC.



ISO Certificate No: 8019  
 CE Certificate No: CA001810  
 Master Indemnity Assurance No: IFA2433 0451 CCI

Due to its policy of continued development and improvement, Park House Healthcare Ltd reserves the right to amend any details and specifications without notice.

© Copyright Park House Healthcare Ltd. 2008



Park House Healthcare Ltd  
 Whitehall 26 Business Park,  
 1 Heathfield Lane, Birkenshaw,  
 West Yorkshire, BD11 2HW, UK.

Tel: 0845 0600 333  
 Fax: 0845 0600 334

Email: sales@parkhouse-hc.com

International Tel: +44 (0) 1274 475000

International Fax: +44 (0) 1274 475046

International Email: international@parkhouse-hc.com

Web: www.parkhouse-hc.com



## Endeavour™ Electric Profiling Hospital Bed Range



Park House  
 Healthcare

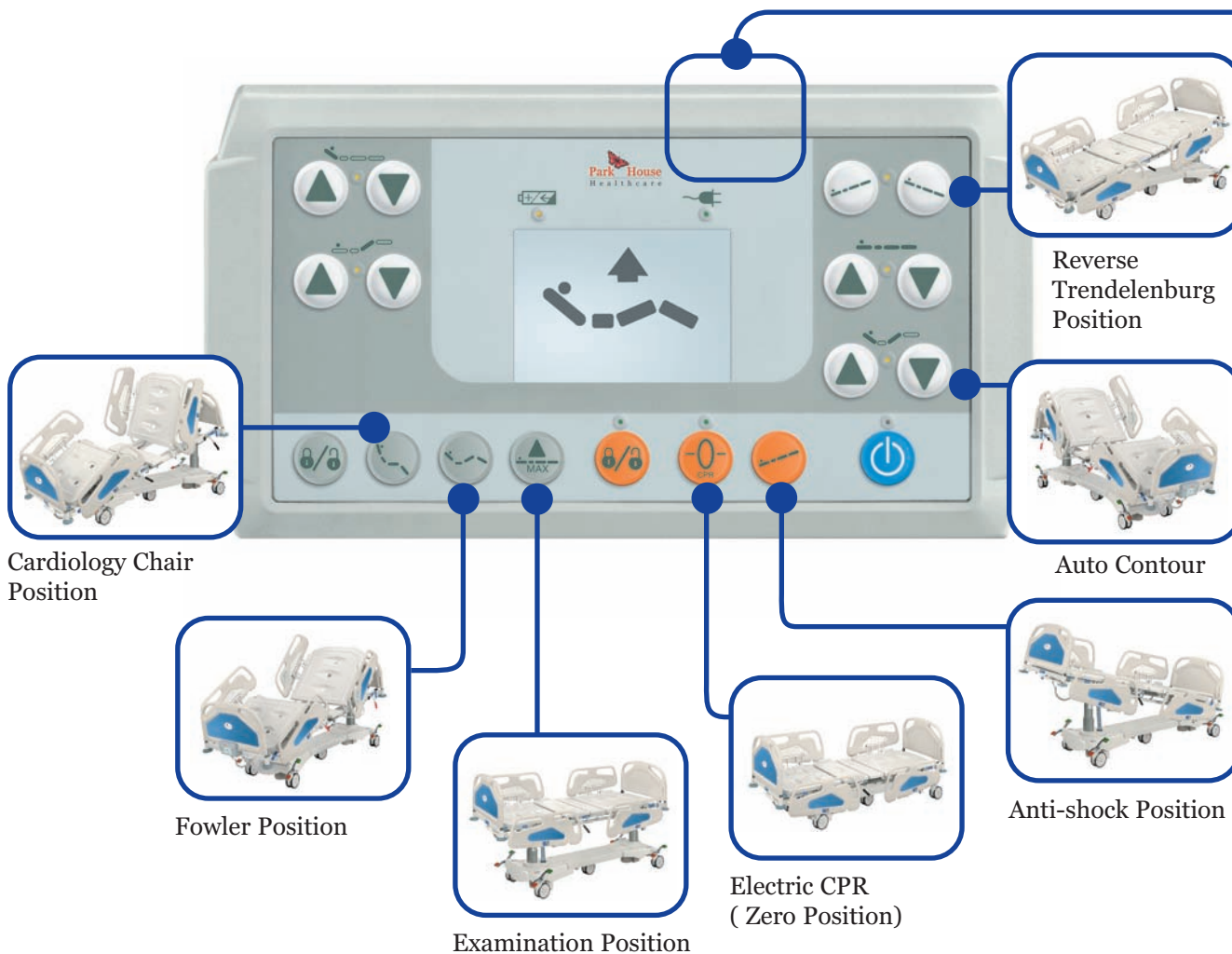
# Endeavour Deluxe

The Endeavour Deluxe Hospital Bed is a fully electric, four section profiling bed developed specifically to meet the ever changing needs of the Acute Hospital environment. With a safe working load of 250 kgs the Endeavour Deluxe was designed with risk management and ease of use in mind. Separate nurse and patient control panels allow the position of the bed to be adjusted effortlessly at the touch of a button to suit all nursing procedures and meet all the comfort requirements of the patient.

Fully equipped with integral safety sides, 20cm extension piece and an in-bed linen shelf, the Endeavour Deluxe' ergonomic design is both versatile and user friendly for the patient and the carer.

## Nurse Control Panel

- The nurse control panel with enhanced safety features is designed to ensure patient safety - the electric CPR and Trendelenburg tilt functions are only adjustable under nurse control and the handset lock out facility avoids any unauthorised setting changes
- Electric CPR function ensures quick levelling of the bed from any position to aid emergency procedures
- Visual LCD display shows the position of the bed in digital format for ease of use
- Simple and easy to use nurse control panel offers choice of varying positions to suit all nursing procedures and reduce moving and handling risks



# Endeavour Deluxe<sup>TM</sup>



## Patient Control Panel

The simple to use patient control panel is built into the side rail, allowing the patient to easily operate the electrical functions of the bed, this ensures comfort and allows for greater patient independence.



## Auto Regress Function

Double auto regress function extends the space at the pelvic area, thus reducing the pressure around the patients' vulnerable loin and thigh areas, whilst in the semi-recumbent position.



## Built-in Linen Shelf

In-bed shelf allows for easy storage of bed clothes and linen, helping to reduce the risk of cross infection.



## Integral Extension

The mattress platform can be extended by up to 20cm, ensuring the Endeavour Deluxe is suitable for taller patients.



FEATURES	BENEFITS
Fully electric, four section profiling bed	Effortless patient positioning to maximise comfort and reduce manual handling risks
Auto contour function	Allows the back and thigh sections to adjust simultaneously into a chair position
Cardiology chair position	To maximise patient comfort
Low bed position and four side rails	Aids moving and handling procedures
Trendelenburg and Anti-trendelenburg function under nurse control	Supports all nursing procedures and ensures patient safety
Double auto regress function	Helps reduce pressure around the vulnerable loin and thigh areas whilst in the semi-recumbent position
Integrated patient control panel built into the side rail	Increases patient independence by allowing the patient to operate the electrical functions of the bed
Separate nurse control panel with enhanced safety features	Trendelenburg tilt and electric CPR under nurse control for enhanced patient safety
Nurse lock out facility	Prevents unauthorised setting changes
Electric height adjustment	Allows the height of the bed to be adjusted to suit all nursing procedures
Electric CPR function under single button activation	Ensures quick levelling of the bed from any position to aid emergency procedures
Quick release manual CPR levers in both back and thigh rest sections	Easy access to ensure quick levelling of the bed in an emergency
Integral extension piece	Extends the mattress platform up to 20cm ensuring suitability for the taller patient
Removable head & footboards	Can be removed easily to ensure quick access for emergency procedures and also allows for easy cleaning
In-bed linen shelf	Reduces cross infection risks
X-ray translucent capability	Can be used in X-ray theatres
Battery back up as standard	Bed can still function in the event of a power failure to assist with health & safety issues
Removable mattress platform sections	Each piece of the mattress platform can be removed individually to aid disinfection protocol
Optional 5th wheel	Improves manoeuvrability and eases transportation
Central braking system	Provides a secure braking system and ensures excellent steering and manoeuvrability of the bed
Buffers on all four corners	Prevents possible damage to the bed and surroundings
Drip mounting facility on all four corners	Supports all nursing procedures
Compatible with all Park House mattresses	Provides a full pressure care package



Technical Specifications			
Product Code	AB001	Back Rest Angle	74°
Safe Working Load	39.3 stones / 250 kgs	Thigh Rest Angle	45°
Overall Bed Length	228cm	Back Rest Auto Regress	12cm
Overall Bed Length Fully Extended	248cm	Thigh Rest Auto Regress	9cm
Overall Bed Width With Side Rails	97cm	Extension Piece	20cm
Mattress Platform Dimensions	198cm x 88cm	Caster Diameter	Single 15cm
Variable Height Range Min: Max:	45cm 85cm	Rating	IP66
Trendelenburg Tilt Reverse Trendelenburg Tilt	15° 17°	Warranty	5 years*

# Endeavour Lite™



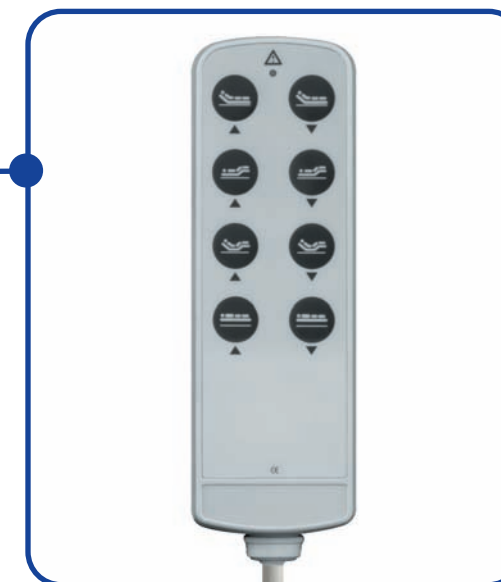
The Endeavour Lite Hospital Bed is a four section, electric profiling bed designed to meet the needs of the Acute Hospital environment. Fully equipped with integral safety sides, 20cm extension piece and an in-bed linen shelf, the Endeavour Lite's ergonomic design is cost effective and user friendly for both the patient and the carer.



## Technical Specifications

<b>Product Code</b>	<b>AB002</b>	Back Rest Angle	74°
Safe Working Load	39.3 stones / 250 kgs	Thigh Rest Angle	45°
Overall Bed Length	228cm	Back Rest Auto Regress	12cm
Overall Bed Length Fully Extended	248cm	Thigh Rest Auto Regress	9cm
Overall Bed Width With Side Rails	96.5cm	Extension Piece	20cm
Mattress Platform Dimensions	198cm x 88cm	Caster Diameter	Single 15cm
Variable Height Range Min: Max:	45cm 85cm	Rating	IP66
Trendelenburg Tilt Reverse Trendelenburg Tilt	15° 17°	Warranty	5 years*

FEATURES	BENEFITS
Four section, electric profiling bed	Effortless patient positioning to maximise comfort and reduce manual handling risks
Double auto regress function	Helps reduce pressure around the vulnerable loin and thigh areas whilst in the semi-recumbent position
Auto contour function	Allows the back and thigh sections to adjust simultaneously into a chair position
Low bed position and four side rails	Aids moving and handling procedures
Trendelenburg and Anti-trendelenburg function under nurse control	Supports all nursing procedures and ensures patient safety
Manual leg raiser	Offers a range of different seating positions to aid pressure relief and comfort
Patient control panel	Increases patient independence by allowing the patient to operate the electrical functions of the bed
Separate nurse control panel with enhanced safety features	Trendelenburg tilt and electric CPR under nurse control for enhanced patient safety
Electric CPR function under single button activation	Ensures quick levelling of the bed from any position to aid emergency procedures
Quick release manual CPR levers in both back and thigh rest sections	Easy access to ensure rapid levelling of the bed in an emergency
Nurse lock out facility	Prevents unauthorised setting changes
Removable head & footboards	Can be removed easily to ensure quick access for emergency procedures and allows for easy cleaning
Removable mattress platform sections	Each piece of the mattress platform can be removed individually to aid disinfection protocol
Integral extension piece	Extends the mattress platform up to 20cm ensuring suitability for the taller patient
Buffers on all four corners	Prevents possible damage to the bed and surroundings
Battery back up as standard	Bed can still function in the event of a power failure to assist with health & safety issues
Optional 5th wheel	Improves manoeuvrability and eases transportation
Central braking system	Provides a secure braking system and ensures excellent steering and manoeuvrability of the bed
In-bed linen shelf	Reduces cross infection risks
Drip mounting facility on all four corners	Supports all nursing procedures
Compatible with all Park House mattresses	Provides a full pressure care package





# Endeavour Eco<sup>TM</sup>

The Endeavour Eco Hospital Bed is an economical and user friendly four section profiling bed designed to meet the needs of the Acute Hospital environment. With a safe working load of 250 kgs and electrically operated profiling functions the Endeavour Eco is equipped to facilitate all nursing procedures.




Technical Specifications			
Product Code	AB003	Back Rest Angle	74°
Safe Working Load	39.3 stones / 250 kgs	Thigh Rest Angle	45°
Overall Bed Length	228cm	Back Rest Auto Regress	12cm
Overall Bed Length Fully Extended	248cm	Thigh Rest Auto Regress	9cm
Overall Bed Width With Side Rails	96.5cm	Extension Piece	20cm
Mattress Platform Dimensions	198cm x 88cm	Caster Diameter	Single 15cm
Variable Height Range Min: Max:	45cm 85cm	Rating	IP66
Trendelenburg Tilt Reverse Trendelenburg Tilt	15° 17°	Warranty	3 years

FEATURES	BENEFITS
Four section profiling bed	Effortless patient positioning to maximise comfort and reduce manual handling risks
Auto regress function	Helps reduce pressure around the vulnerable loin and thigh areas whilst in the semi-recumbent position
Auto contour function	Allows the back and thigh sections to adjust simultaneously into a chair position
Trendelenburg and Anti-trendelenburg function under nurse control	Supports all nursing procedures and ensures patient safety
Manual CPR levers	Ensures quick levelling of the bed from any position to aid emergency procedures
Patient control panel	Increases patient independence by allowing the patient to operate the electrical functions of the bed
Central braking system	Provides a secure braking system and ensures excellent steering and manoeuvrability of the bed
Compatible with all Park House mattresses	Provides a full pressure care package

## Quality Control

Park House Healthcare has a commitment to exceed quality expectations for our entire range of products and services. These ranges must conform to the agreed quality standards. Products undergo extensive testing to ensure product compliance of relevant legal requirements and ISO standards. These quality goals and standards are essential for our achievement of customer satisfaction. All beds are individually tested to pre-defined criteria, after assembly and prior to delivery.



## Service & Maintenance

Preventative maintenance is an important aspect in the smooth running of your care environment and ensures compliance with stringent health and safety standards. Park House Healthcare offer a service and maintenance programme which is second to none. With 12 service centres located strategically around the UK, Park House Healthcare can quickly and easily respond to your most urgent requirements, whilst providing you with product longevity ensuring cost savings on your equipment. These programmes can either be provided on an ad-hoc basis or as part of a full annual service. A 24-hour, 365 days a year answering service is available to ensure all calls are met regardless of the day or time.

A full repair service of other manufacturers' products and certified decontamination is available, all within our ISO 9001: 2000 quality standards. Being quality assured you can have total confidence in our high standards of customer service and product quality

For further information about our complete service and maintenance programmes please contact **Customer Services on 0845 0600 333** or **e-mail us at [sales@parkhouse-hc.com](mailto:sales@parkhouse-hc.com)**

\*All electrical components have a 3 year guarantee under normal usage.

## Rental Service

With healthcare budgets becoming increasingly constrained, Park House Healthcare can provide a cost effective alternative of providing a full rental service on a daily basis for the following product ranges:

- Dynamic pressure relieving mattresses
- Static pressure reducing mattresses
- Hoists
- Electric profiling beds

For further information on our rental service and prices please contact **Customer Services on 0845 0600 333** or **e-mail us at [sales@parkhouse-hc.com](mailto:sales@parkhouse-hc.com)**

